

GBCLA

2019-2020 Guide to Bobs & Crow Lakes



Price: \$25.00



In memory of Lloyd Jones: 1930 – 2017, Author of “Those Damned Lakes”

2019-2020 Guide to Bobs & Crow Lakes

Table of Contents

Description	Page
Bio of Lloyd Bernard Jones	1
Welcome by President of the GBCLA	2
GBCLA Board of Directors	3
Benefits of a GBCLA Membership	4
GBCLA Membership Form	5
Township and Government Contacts	6
Where to Get Things	6
Garbage Dumps	10
Lake Water Quality	11
Lake Water Levels	13
Keeping our Lake Healthy	15
Maintaining your Septic System	16
Maintaining your Water Well	17
Invasive Plant Species	18
Hunting and Fishing Tips	19
Cottage Safety Tips	20
Fire Safety Tips	22
Cottage Health Tips	23
Marine and Boating Safety Tips	25
Renting your Cottage Tips	28
Promotions for FOCA Members	29
Bobs and Crow Lakes Foundation	30

Disclaimer: The Board of Directors of the GBCLA expressly makes no representations or warranties about the accuracy, reliability, completeness or timeliness of these contents, nor how this information is used.

Brief Bio of Lloyd Bernard Jones:

December 16th, 1930 – January 15th, 2017

Lloyd was a long time fixture of Bobs and Crow Lakes where he was born and where he, his wife Barbara and their family have cottaged for the last 60 years. He attended elementary school at the Crow Lake Schoolhouse (at the north end of Crow Lake) which is still there today on Crow Lake Road. Lloyd had a Doctorate in Education from the University of Toronto and at his retirement he was a Superintendent for the Hastings Board of Education.

Lloyd is best known for authoring the book "The Dammed Lakes", which is an environmental history of Crow and Bobs Lakes. This book gives a folksy accounting of the geological changes over time of wildlife and plant life, a history of the early cottagers to the lakes and human activity such as trapping, farming, logging and the mica mines in the early 1900's. Remnants of these mines can still be seen today. Lloyd's book also captures the deep history of many of the families who have settled the lakes and still remain there today. The book is a must read for anyone who truly wishes to understand the complete history of Bobs and Crow lakes.

Until very recently, Lloyd was also a Director of the Greater Bobs and Crow Lakes Association, and has been an avid supporter of the goals of the GBCLA.



Lloyd Jones and his wife Barbara

Welcome to Bobs and Crow Lake

On behalf of the Greater Bobs and Crow Lakes Association, we would like to welcome you to our favourite little spot in paradise. With over 800 km of interesting shoreline, clean water, diverse and plentiful fishing and abundant wildlife, we believe that these lakes are the hidden jewels of the Rideau Canal system.

Cottage properties are a major investment in time and money. So as a new owner, we want your experience to start off as smoothly and enjoyably as possible. That is why the GBCLA has prepared a Handy Guide to Bobs and Crow Lakes. It contains lots of helpful information that may be difficult to find for someone new to the area and to cottage life. Knowing the right person or place to call can often reduce the stress of new ownership during your settling in period.

The 2019-2020 Guide includes everything from Where to Get Things, key phone numbers (GBCLA, Townships, Emergency services), water quality and lake levels, maintaining your septic and well, invasive species, a boating map, garbage dump info, health and safety tips and a copy of the Lake Views magazine. We will even give you a complimentary GBCLA floating key chain to help you retrieve any keys falling into the lake.

We would also urge you to join as a member of the GBCLA in supporting our programs and special events. We are a volunteer organization whose primary objective is aligned 100% with all owners: maintain the high quality of our lake water. Enjoying the lake, sustaining property values and protecting the natural environment, all depend on good lake water. For more information on our activities, please visit our web site at **bobsandcrowlakes.ca**.

Finally the Association is dedicating this year's Guide to the memory of Lloyd Jones who passed away in January 2017. Please take the time to read the bio of Lloyd's remarkable life and his efforts to help visitors and cottagers enjoy the natural beauty of Bobs and Crow Lakes.

Board of Directors

Greater Bobs and Crow Lakes Association

764 Burns Lane, Godfrey, Ontario, K0H 1T0

Association email: communications@bobsandcrowlakes.ca

July 1, 2019



Board of Directors

Director Name Area of Responsibility	Job Description	Phone number and Email
Vacant President	Chairs the Board of Directors. Represents the GBCLA in collaborating with Parks Canada, Provincial Government Departments, Municipal Governments, Conservation Authorities, Federation of Ontario Cottage Associations (FOCA), and Lake Environmental groups and Associations.	president@bobsandcrowlakes.ca
Larry Arpaia Past President	Assists in the transition of the new President.	613 279 3210
Rick Prudil Membership Admin	Responsible for all activities related to the processing of new and renewing membership applications, donations and payment options such as Paypal.	613 985 0479 membership@bobsandcrowlakes.ca
Trish Chartrand Communications	Responsible for all Association communication activities providing information to the members, such as the GBCLA web site and other social media.	613 222 3151 communications@bobsandcrowlakes.ca
Vacant Fishing and Wildlife	Responsible for all Association programs relating to fishing, wildlife and other environmental life on Bobs and Crow lakes, such as spawning bed rehabilitations.	
Dick Johnston Marine Safety	Responsible for the programs dealing with boating safety on the lake such as the placement of safety buoys around the lake.	613 273 3976 marine.safety@bobsandcrowlakes.ca
Bonnie Carabot Water Quality	Responsible for the coordination of the small army of volunteers who collect water quality samples throughout Bobs and Crow lakes as part of the provincial Lake Partner Program.	613 279 2939 water.quality@bobsandcrowlakes.ca
Carson Jen Treasurer	Responsible for the accounting, financial statements and banking of the GBCLA.	416 276 1928 treasurer@bobsandcrowlakes.ca
Bonny Bracken Crow Lake Representative	Responsible for representing the general interests of Crow Lake cottage owners at Board meetings.	613 279 3230 crowlakerep@bobsandcrowlakes.ca
Vacant Secretary	Responsible for the preparation of all Board meeting minutes.	



Board of Directors

Benefits of a Greater Bobs and Crow Lakes Association Membership



Why Join?

The Greater Bobs and Crow Lakes Association is a volunteer organization whose highest priority is the same as all cottage and home owners: Maintain the high quality of our lake water. Enjoying the lake, sustaining property values and protecting the natural environment are all dependent on good quality water.

What we do?

1. We work to protect and promote water quality. The GBCLA supports a broad water monitoring program in conjunction with province of Ontario-funded agencies and the Rideau Valley Conservation Authority.
2. The Fisheries and Wildlife program has invested heavily to rebuild most recently, four walleye spawning beds at McEwan's, Eagle, Thompson, and End creeks. A similar program is under consideration for lake trout in Green Bay and Crow Lake.
3. The Marine Safety program places and maintains over 70 highly visible buoys to protect boaters from rocks and shoals, as well as oversees all boat speed signage.
4. Annually host nature events to educate and develop an appreciation for the natural wildlife who call Bobs and Crow lakes their natural habitat.
5. Provide timely news updates and educational information through our Lake Views magazine, E-Lert emails, and our **bobsandcrowlakes.ca** web site.

What you get?

- For \$40 you get the satisfaction of supporting a volunteer organization that is working hard to support many of the same causes as you do.
- Our semi-annual Lake Views magazine.
- Complimentary copy of our Handy Guidebook to Bobs and Crow Lakes.
- Attendance at our Annual General Meeting with a range of informative speakers
- Invites to all nature events on the lake.
- Invites to "Cottage 101" seminars such as Cottage Succession Planning and Septic Socials.

Benefits of a Membership



**Greater Bobs and Crow Lakes Association
Membership Application 2019 / Renewal Form 2019**

Date: _____

Name: _____

Email: _____

Magazine by Email only

Mailing Address:

Summer Address (911 number):

Winter telephone: _____

Summer telephone: _____

Township (Please circle appropriate) Central Frontenac, South Frontenac or Tay Valley

Cottage Location (select appropriate location):

☐ Big Bobs (Main/West Basin)

☐ Crow Bay

☐ Central Narrows

☐ Long Bay

☐ Green Bay

☐ Buck Bay

☐ Mud Bay Basin

☐ Norris Bay

☐ Bobs Lake East Basin

☐ Crow Lake

☐ Mill Bay

☐ Island Property

Annual membership dues are **\$40.00**. Corporate membership is **\$75**.

If you wish to donate additional funds please indicate amount \$ _____. If this donation is to be used for a specific purpose let us know. _____

Please make cheques payable to Greater Bobs and Crow Lakes Association. Membership form and cheques may be given to any Lake Association Board member, or mailed to:

Greater Bobs & Crow Lakes Association
c/o Rick Prudil

2018 Centreville Road
Centreville ON K0K 1N0

Membership enquiries: rickprudil@hotmail.com

To pay by **PayPal** visit our website at www.bobsandcrowlakes.ca

Township/Government Contacts

Government Service or Department	Contact Information
Township of South Frontenac: (all Bobs lake except north end, most of Crow Lake)	Main number: 613-376-3027 Toll free (613 area only): 1-800-559-5862 www.southfrontenac.net
Mayor	Ron Vandewal: 613 376 6687 Go to website for email access
Township of Central Frontenac: (NW end of Crow lake)	Main number: 613-279-2422 Road Emergencies: 613 279 2935 www.centralfrontenac.com
Mayor: Frances Smith	613 279 3144 mayor_smith@centralfrontenac.com
Tay Valley Township: (NE corner of Bobs lake)	Main number: 613-267-5353 Toll free (613 area only): 1-800-810-0161 www.tayvalleytwp.ca
Reeve: Keith Kerr	613 812 8112 Go to website for email access
Property Assessments: Municipal Property Assessment Corp. (MPAC)	Toll free: 1-866-296-6722 www.mpac.ca
Well water testing: Kingston Laboratory Province of Ontario Public Health:	613-548-6630 181 Barrie Street, Kingston www.publichealthontario.ca/en/ServicesAndTools/LaboratoryServices/Pages/Water-testing.aspx#.VzH3-vkrKUK Drop off water samples at Public Health offices in Sharbot Lake, Tay Valley, Sydenham, Kingston
Rideau Valley Conservation Authority	1-800-267-3504 3889 Rideau Valley Drive, Manotick www.rvca.ca
Kingston, Frontenac, Lennox & Addington Public Health, (Septic Systems)	Kingston: 1-800-267-7875 Sharbot Lake: 613-279-3997 www.kflaph.ca
Ministry of Natural Resources (Peterborough)	1-800-667-1940 www.ontario.ca/ministry-natural-resources-and-forestry
Parks Canada	Darryl Whitehead, External Relations Mgr, darryl.whitehead@pc.gc.ca

Grocery Stores

Westport: Kudrinkos (Westport): independent, 22 Main St.

Verona: Foodland Associated with Sobey's, #38 highway

Sharbot Lake: Mike Deans, independent, 1039 Elizabeth St.

Convenience Stores, Specialty Shops, Local markets

Gray's Groceries and Bakery (PetroCan station): Hwy #7 and Hwy #38

Seed to Sausage (Hwy #38 south of Sharbot Lake): artisanal meats, cheese.

Local family farms (Verona): Local, organic, home bakery, pastured fed meat

New Toppers Market

Esso Convenience and Gas Bar (Hwy #38 and Westport Rd)

Parham Convenience (Hwy #38 and 38)

Sunset Country Campground: Bobs Lake, 1-866-375-6649

Restaurants

Westport:

Tangled Garden: 7 Church St,
613 273 7733

The Cove Inn: 2 Bedford St.,
613 273 3636

The Country Kitchen: 72 Bedford St.
613 273 8777

Steve's Rideau Restaurant: 39 Bedford St., 613 273 3133

Sharbot Lake:

Cardinal Café: 14153 #38 613 279 3734

Sharbot Lake Country Inn: 14152 #38
613 279 2198

The Maples: 1004 Medical Centre Rd,
613 279 8646

Verona:

Mom's Restaurant: 6775 #38,
613 374 2817

Muddy Waters: 6557 #38, 613 374 5444

Maberly:

Fall River: 21980 #7, 613 268 2197

Bakery

Westport Bakery:

Main St. 613 273 7245

Beer, Wine and Spirits (LCBO)

Verona: inside Foodland

Westport: 15 Church St.

Sharbot Lake: #7 near Petrocan station

Beer

Westport: 77 Bedford St.

Sharbot Lake: #7 near Petrocan station

Wine

Westport: Scheuermann Vineyard and Winery - Westport Rd.



Pharmacy

Westport: 3 Church St
613 273 2922

Verona: 6676 #38,
613 374 5500

Sharbot Lake: 1036 Elizabeth St,
613 279 2901

Veterinarian

Verona Animal Hospital:

53 Westport Rd, Godfrey
613 374 1270

Westport Veterinary Services:

39 Concession St. Westport
613 273 4250

Tourism Office

Westport: next to Post Office at
corner of Main & Rideau

Banks

Sharbot Lake: Royal Bank
Elizabeth St.:
613 279 3191

Westport: Bank of Montreal
41 Main St:
613 273 2161

Verona: Bank of Montreal
6714 #38:
613 374 2213

Post Office

Sharbot Lake: Elizabeth St. next to
Royal Bank

Westport: corner of Main & Rideau

Verona: #38 downtown

Parham: #38 just before corner heading
south

Hardware and Building Supplies

Sharbot Lake Building Centre (#38 in Sharbot Lake): 613 279 2947

Herlehy Building Centre (10062 Perth Rd, Westport): 613 273 2052

Westport Home Hardware (4 Church St, Westport): 613 273 3142

Rona(Main St., Verona): 613 374 2851

Asseltine Hardware (Main St., Verona): 613 374 3400

Atkinson Building Centre (5276 Hinchinbrooke Rd, Hartington): 613 372 2838

DECKERMAN SERVICES

GENERAL CARPENTRY & RENOVATIONS

Recently re-located from Ottawa, Fred Steward is a General Contractor now making Bob's Lake a permanent home. Looking to provide quality craftsmanship he has been providing services over the past 17-years to local residents as well as 20-years to Ottawa and area residents.

Structural levelling, insulating, winterizing and renovating of cottage interior and exteriors, roof replacements, construction of out buildings, decks, docks and all other aspects of cottage country needs.

Also able to provide a majority of the above services in surrounding areas between Sharbot Lake and Kingston.

Committed to excellence while completing project on time, within budget.

Will provide a list of references for confirmation of work carried out.

Contact via phone or email.

Fred Steward
613-291-3149
ewtsdad@outlook.com

Where to Get Things

Waterfront Accommodations

Bobs Lake:

Bobs Lake Cottages: 613 273 9193
 Brown's Lakeview Camp: 613 375 6627
 Bowers Camp: 613 279 2259
 Green Bay Heritage Cabins: 613 273 2370
 Long Bay Camp: 613 261 6466
 Sunset Country Campgrd: 866 375 6649
 Twin Oaks Camp: 613 273 5358
 Cedar Haven Cottages: 613 279 2187
 Kings Vacation Camp: 613 279 2995
 Irwin's Cabins: 613 539 3022
 Whitehouse Camp: 613 273 5526

Crow Lake:

Bracken B & B: 613 279 3230
 The Oaks Cottages: 613 634 6093
 Campbells Crow Lake: 613 279 2188

Gas stations, Propane and Auto Repair

Sharbot Lake Petrocan:
 613 279 2382
 Esso: Intersection Hwy #7 & Hwy #38
 Esso Verona: Hwy #38
 613-374-2394
 Esso Westport: 73 Concession St
 613 273 9765
 Shell Hartington: Hwy #38
 Gibson's Garage: Hwy #7
 613-279-2727
 Vaughn Auto Repairs:
 613-374-5439
 Sunset Country Campground:
 866 375 6649

Marine Gas (gas for boats)

Twin Oaks (Bobs Lake):
 613 273 5358
 Sunset Country(Bobs Lake): 866 375 6649

Sunset Country Campground

41Riders Lane, Tichborne, ON., K0H 2V0

West Basin Bobs Lake

613-375-6649

www.sunset-country.ca

Sunsetrv@gmail.com

New - inside boat or equipment storage facility - winterizing
 and boat cleaning

Premium Gas - Propane Swap

Grocery Store - Chip Truck



Garbage Dumps

Garbage Dumps

Township and Locations	Hours
South Frontenac:	
Salem site: 1779 Devil Lake Road, Westport	Tue: 8:30 am - 4:30 pm
Portland site: 6085 Hwy #38, Verona	Wed and Sat: 8:30 am - 4:30 pm
Bradshaw site: 85 Pine Shores Lane, Tichborne	Thurs: 8:30 am - 4:30 pm
Green Bay site: 174 Burns Road, Godfrey	Regular Hrs: Fri 8:30 am - 4:30 pm Summer Hrs*: Fri 8:30 am - 12:30 pm, Sun 12:30 pm - 4:30 pm *Summer hrs begin May long weekend, ending Thanksgiving long weekend. Regular hrs apply for balance of the year.
For more information go to: www.southfrontenac.net/en/living-here/landfill-locations-and-times.asp	
Central Frontenac:	
Oso: 1130 Wemp Rd. (off Crow Lake Rd)	Mon, Fri, Sat: 8:00 am - 5:00 pm Tue, Sun: 1:00 pm - 5:00 pm
For more information go to: www.centralfrontenac.com/Waste.html	
Tay Valley:	
Maberly site: 582 Zealand Rd, Maberly (west of County Rd 36)	Summer hrs (Victoria day weekend to Thanksgiving weekend) Mon, Wed, Sat: 8:00 am - 4:00 pm Sun: 10:00 am - 6:00 pm Winter hrs (After Thanksgiving weekend) Sat, Wed: 8:00 am - 4:00 pm
For more information go to: www.tayvalleytwp.ca/en/resident-services/garbage-and-recycling.asp	
Notes for all Township sites: All sites closed on statutory holidays and have bulk recycling bins. Each bag must be tagged with a Township tag.	



Water Quality

According to the vast majority of cottage owners, water quality is by far the most important of their needs. The GBCLA plays a leadership role in monitoring, educating and advocating for measures that protect Bobs and Crow lakes from contaminants or invasive species, which may adversely affect water quality.

Bobs and Crow lakes both participate in the Surface Water Quality Monitoring program run by the Rideau Valley Conservation Authority (RVCA). GBCLA volunteers assist the RVCA each year in conducting water testing at 9 locations for key water quality indicators including calcium, nitrogen, phosphorus, E coli and Secchi disk readings for water clarity. The GBCLA also participates in the Lake Partner Program (LPP) which is a provincial water-quality monitoring program for recreational lakes. Volunteers collect water samples and perform monthly water clarity observations at 11 locations between May and September. The LPP is coordinated by the Dorset Environmental Science Centre and receives funding from the Province of Ontario.

Overall water quality statement:

All nutrient and E. coli levels for 2016 in Bobs and Crow Lakes were within* the Province of Ontario water quality guidelines. Water clarity readings were all above 2 meters which is deemed necessary to support an abundant and diverse aquatic life.

*Some readings in areas with shallow water (Mill Bay, Mud Bay) are excluded in late summer and fall because the significant drop in water level renders the result invalid for use against the provincial guidelines.

Blue Green Algae

Blue-green algae are microscopic, plant-like organisms that occur naturally in ponds, rivers, lakes and streams. Exposure to this algae can cause rashes, skin and eye irritation, allergic reactions and gastrointestinal upset.

Blue-green algae are not normally visible in the water, but populations can rapidly increase to form a large mass or scum called a bloom when conditions are favourable. Blooms most commonly occur in late summer and early fall and thrive in areas where the water is shallow, slow moving and warm. Algae blooms also pose a risk to fish and other aquatic species, because as algae dies off it sinks to the bottom and decomposes. This decomposition process requires oxygen, and can result in depleted dissolved oxygen levels in the water, limiting the available habitat for aquatic life. Dense blue-green algae blooms often make the water look like green pea soup.

Simple steps to prevent the growth of blue-green algae are:

- use phosphate-free detergents, personal care and household cleaning products
- avoid using fertilizers on lawns, especially fertilizers that contain phosphorus
- reduce runoff by maintaining vegetation along the natural shoreline on lake front properties
- check septic systems to ensure they do not leak

If you spot blue-green algal blooms, call: 416-325-3000 or 1-800-268-6060



E. Coli:

E. Coli refers to a group of bacteria commonly found in the intestines of humans and animals. While most strains are harmless, some strains can cause severe stomach cramps, diarrhea and vomiting. On Bobs and Crow lakes, the presence of E. Coli is below the Provincial Water Quality guidelines at all monitored sites. The West Basin did report a higher average result than other monitored sites in 2014. This was due to an elevated sample in August, however the previous sample in June was well below the guideline. While this site has exceeded guidelines standards in the past (Oct. 2003), this is most likely indicative of a temporary contamination (i.e. waterfowl, other wildlife), given the productive habitat associated with the site.

Zebra Mussels:

Zebra mussels are an invasive species that has spread throughout the great lakes and most inland lakes in Ontario. These mussels cause damage to the lake ecosystem plus their sharp shells can easily cut bare feet. Although Bobs and Crow lakes have zebra mussels, they remain part of a declining group of water bodies that do not have established zebra mussel populations. This is partially due to the lower calcium content in the lake, which is a result of the geology of the lake rather than human influences. To further reduce the risk of introducing additional mussels to the lakes, boats, fishing gear, and other recreational equipment entering from a different water body should always be cleaned and inspected before entering the lake.



Aquatic Plants:

Most shorelines have aquatic plants present to some degree. Some cottagers prefer to have a waterfront that is clear of plants which are often mislabeled as “weeds”. But aquatic plants help maintain water quality and provide important areas for fish to spawn, feed and hide from predators.



Lake Water Levels

Bolingbroke Dam on Bobs Lake:

This dam is owned and operated by Parks Canada. The dam was initially constructed in 1821 to power mills at what became the Hamlet of Bolingbroke. In 1870, the federal government bought the site and raised the height of the dam. The water levels of the Tay Watershed (incl. Bobs and Crow Lakes), is managed by Parks Canada through the Bolingbroke dam. Both Bobs and Crow Lakes are reservoir lakes for the Tay Watershed, which ultimately feeds the Rideau Canal system. As a "World Heritage" site it is the intention of Parks Canada to have the Rideau Canal at a maximum water level from approximately May 15 to Oct 15 each year. Parks Canada has complete control over the water level of Bobs Lake via the Bolingbroke Dam.

In 2015 the Federal Government pledged \$391.5 million over five years to Parks Canada to make improvements to highways, bridges and dams located in our national parks and along our historic canals. As a result of this funding construction of a new dam began in the fall of 2018 and is expected to be completed by the fall of 2019 at an estimated cost of \$3.5 million. Go to the GBCLA website for updates and photos of the construction site.

Bobs Lake Water Levels:

Historically the discussion of water levels has been ongoing for a very long time. In 1982 Parks Canada prepared the **Rideau Canal Management Plan**. The plan used 40 years of extensive data from precipitation to lake evaporation rates to design a comprehensive scientific approach to managing water levels. The resulting '**Rule Curve**' shown below, is used on reservoir lakes such as Bobs Lake to determine the best water level throughout the year to support the Rideau Canal. Parks Canada adheres to, given normal events and consistent operations to this Rule Curve.

DECKERMAN SERVICES

GENERAL CARPENTRY & RENOVATIONS

Recently re-located from Ottawa, Fred Steward is a General Contractor now making Bob's Lake a permanent home. Looking to provide quality craftsmanship he has been providing services over the past 17-years to local residents as well as 20-years to Ottawa and area residents.

Structural levelling, insulating, winterizing and renovating of cottage interior and exteriors, roof replacements, construction of out buildings, decks, docks and all other aspects of cottage country needs.

Also able to provide a majority of the above services in surrounding areas between Sharbot Lake and Kingston.

Committed to excellence while completing project on time, within budget.

Will provide a list of references for confirmation of work carried out.

Contact via phone or email.

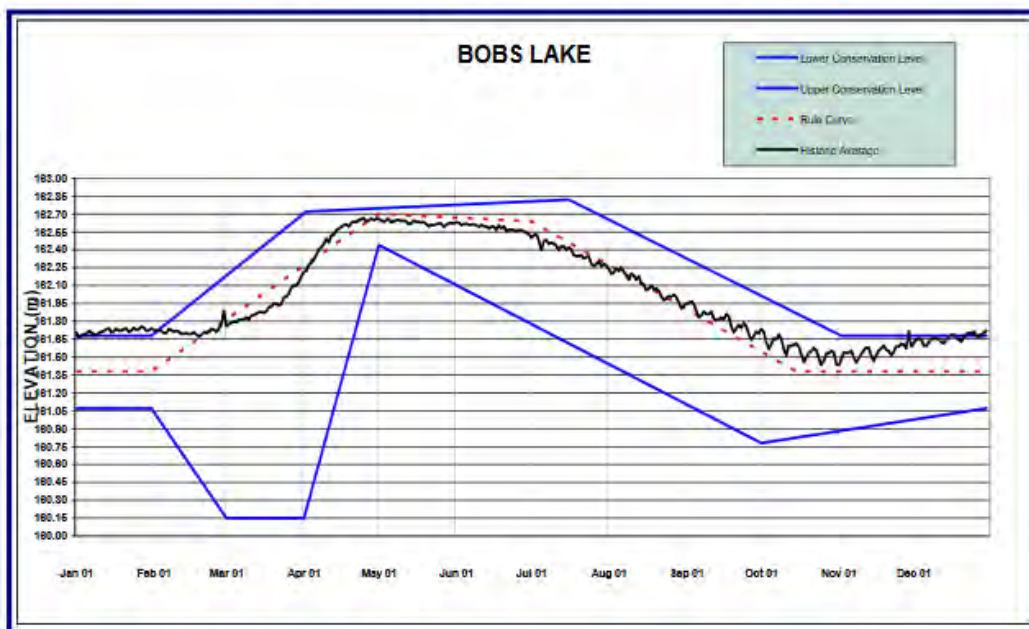
Fred Steward
613-291-3149
ewtsdad@outlook.com

Lake Water Levels

The Rule Curve model says that the difference in water levels (i.e. The difference between the high water and low water levels) on Bobs and Crow should reach an approximate average of 1.7 m (4 ft 9 in) each year. This is calculated as 1.7 cm per day drawdown over a 100-day period from late June to mid-October (i.e. 100 times 1.7 cm/day = 1.7 m/yr). Over this 100-day time period the Rideau Canal, is continuously fed by the Tay Watershed until approximately the first Tuesday after Thanksgiving in October. This average of 1.7 m is based on a range. This means that in some years it can be higher (e.g., 2.0 m in 2014) and lower in other years.

The Rule Curve does NOT specify the actual water level at any given location on the lake. It only refers to a difference in water levels. This means that in drought years, water levels will be lower. The water level for shallow areas of Bobs Lake may actually recede completely or recede much earlier in the season. Having inadequate direct water access and excessive flooding for a cottage owner are serious issues. However, Parks Canada is entrusted with managing the very delicate balance between cottage owner enjoyment, commercial and tourist requirements of the Rideau Canal and wildlife/fishery habitat needs.

Rule Curve Governing Operation of the Bolingbroke Dam



Keeping our Lakes Healthy

Maintain a Shoreline Buffer

- Often referred to as the “Ribbon of Life”, this strip of natural vegetation along the shoreline is recommended to be 30 meters or 100 feet. A strip of 10 meters or 30 feet is considered to be a bare minimum. The shoreline buffer intercepts harmful contaminants such as fertilizers and pathogens from reaching the water and also prevents the erosion of the banks which provide habitat for fish and other wildlife.
- Lawns do not make very good buffers since over 55% of precipitation runs off a short lawn into the lake and turf grass has short root systems which does not bind the soil very well.
- For a handy reference of what you can do to preserve your shoreline, visit <http://www.loveyourlake.ca/>

Shoreline Erosion

- Erosion caused by human activity causes a loss of valuable waterfront property.
- The main causes to avoid are: removal of shoreline vegetation, boat wake, construction along the shoreline such as hard surface break walls and seating areas and heavy foot traffic.

Maintain your Septic System

- A malfunctioning septic can cause major problems from contaminating your well and your neighbours to polluting the lake.

Don't use Fertilizers or Pesticides within 30 meters (100 feet) of the lake

- Fertilizer contains nitrogen and phosphorous, both of which raise nutrient levels in the water.
- High nutrient levels are a sign of deteriorating water quality and are monitored annually by the Rideau valley Conservation Authority and The Lake Partner program which is funded by the Ontario Government and supported by GBCLA volunteers.

Dispose of Chemicals properly:

- Fuel motor craft responsibly to avoid spills directly or indirectly into the lake.
- Always bring extra chemicals, toxic substances and their empty storage containers to a hazardous waste depot. (See Garbage Dumps).

Build Low Impact Docks:

- Increase habitat and reduce sediment disruption with a low impact dock.
- Examples are floating docks, cantilever docks that lift out of the water, and post style docks.

Don't put Grass and Leaves into the Lake

- Grass and leaves are organic material and add more nutrients into the water which can feed algal blooms which in turn decreases oxygen available to aquatic life.
- Put clippings and leaves into a composter or leave on a site well back from the shoreline.

Maintaining your Septic System

- A malfunctioning septic system can negatively affect two of the highest priorities of a cottage owner on Bobs and Crow lake: contaminate your well drinking water and your neighbours plus pollute the lake.
- Maintaining a functioning septic system does not require a lot of time, work, technical knowledge or significant investment if you follow some simple Do's and Don'ts.
- Do's: regular pump outs/inspections every 3-5 years, protect the leaching bed from heavy traffic and no trees, reduce water usage and only use environmentally friendly products.
- Don'ts: nothing in your toilet/drain that belongs in a garbage can (eg. cooking grease, biodegradable materials), no beneficial bacteria killers such as bleach, no hazardous wastes or pharmaceutical products, no septic starter products, no poisons such as gas, solvents, getting into the dispersal system.
- Warning signs of a failing septic system: Sewage surfacing or soggy areas over the field, slow drains/toilets/sinks, sewage odours around the property.



Flooded Septic Field

Maintaining your Water Well

- There is no need to emphasize the importance of clean drinking water in the cottage.
- Maintaining a healthy level of water quality with an existing functioning well, is not a time-consuming, expensive or highly technical effort.
- Protect your well water: protect your well water at the ground surface by avoiding or eliminating contaminants. Fix septic system leaks, No gasoline, pesticides, solvents near the well.
- Inspect your well regularly: Make sure there are no gaps in the seal around your well casing, make sure the well cap is secure and sealed,
- Test water for bacteria: Ontario offers free water testing using kits available at several provincial agency locations (Township and Government Contacts). Testing a minimum of twice per year is recommended.
- Be water-wise: Given the increasing risk of periods of drought due to changes in the climate, water conservation plays a key role in preserving a precious supply of clean drinking water.



Invasive Plant Species

- There is a growing list of invasive plant species affecting Bobs and Crow lakes and their environs. They pose a threat by forcing out native vegetation and taking over large tracts of land.
- Many cottage owners are frustrated with aquatic invasive species which lead to “weedy” water fronts. Care should be taken when trying to remove these plants as they can easily spread from cuttings that re-root elsewhere on your property.
- One of the more high profile outbreaks in the Bobs and Crow lake region is Wild Parsnip(See Cottage Health Tips).
- Reporting of outbreaks by cottagers around Bobs and Crow Lake help trigger responses to control and minimize their impact.
- Please refer to the invasive species web site for more information on identification and reporting: www.invadingspecies.com/



Invasive Aquatic Plant

Sunset Country Campground

41Riders Lane, Tichborne, ON., K0H 2V0

West Basin Bobs Lake

613-375-6649

www.sunset-country.ca

Sunsetrv@gmail.com

New - inside boat or equipment storage facility - winterizing
and boat cleaning

Premium Gas - Propane Swap

Grocery Store - Chip Truck

Hunting and Fishing Tips

License:

- To fish or hunt in Ontario, most people need a valid license. This includes:
 - an Outdoors Card (valid for 3 calendar years)
 - fishing and/or hunting license tags (valid for 1 or 3 calendar years)
- You must carry both an Outdoors Card and the appropriate license tag whenever you fish or hunt.

Outdoors Card:

- Outdoors cards come in fishing and hunting versions.
- Fishing version of the Outdoors card for Ontario, Canadian or non-Canadian residents can be purchased online, at participating ServiceOntario Centres and approved License Issuers.
- Hunting version of the Outdoors card for Ontario, Canadian or non-residents can be purchased in person at participating ServiceOntario Centres. For Canadian and non-residents, the card can also be purchased at approved License Issuers.

Tags:

- Fishing tag is good for 1 year or 3 years and expires December 31 of the year printed on the license tag.
- Small game hunting tag is good for 1 year or 3 years and expires December 31 of the year printed on the license tag.
- Big game hunting tag is an annual tag and is specific to the game you wish to hunt. All tags expire December 31.

Temporary License:

- If you buy your Outdoors Card and license tag online, you need to print the license documents.
- All 8-day fishing licenses purchased online must be printed immediately or saved for future printing. You will not receive anything by mail.

Fishing Rules:

- For all regulations for recreational fishing in Ontario (Bobs Lake is in Zone 18), including information about open seasons, catch limits and fishing zones, go to: <http://files.ontario.ca/environment-and-energy/fishing/198219.pdf>
- Bring a cell phone or other communication device in a water proof bag for emergencies.

Fishing or Hunting without a License:

- The fines are significant if you are caught. However, the fines can be substantially higher depending on the circumstances when you are caught. For example, additional fines could be levied for exceeding catch limits, improper bait, fishing out of season, and exceeding size limits.
- Given the nominal cost of a valid license and the fact that a significant portion of licensing revenues are invested back into supporting Fishing and Hunting activities in Ontario.

*These tips are for general information only. Please refer to Ministry of the Environment and Energy web site for a full disclosure of all legal requirements.

Cottage Safety Tips



Theft:

1. Don't leave any firearms or weapons of any kind behind;
2. If you are leaving a vehicle, make sure it has been winterized, secured and disabled. (e.g., for a snowmobile, remove the track and hide the keys);
3. If you can't store your boat off the property, cover it and lock up the engine.
4. Don't leave anything on a trailer unless it is locked or disabled so someone can't simply drive it away;
5. Make sure there is nothing left behind in your shed that someone might want to steal, such as cans of gasoline;
6. If there is someone close by who is staying year-round, have them check your place whenever they can. Knowing that something has happened sooner is always better than an extended delay.
7. If you have an alarm system at your cottage, make sure the alarm company has your current phone number.
8. Make sure your windows and doors are securely closed. The consensus leans towards closing curtains so intruders cannot see inside the building.
9. If you are leaving anything that might be of value, such as sporting equipment, fishing rods, etc., record the serial numbers. Use an engraving pen to mark them with a number that can be easily traced back to you.
10. Make a list of everything you are leaving. Take a picture of everything.
11. Keep the GBCLA phone card in a handy location with the OPP Non-Emergency Response number.

Carbon monoxide poisoning:

Carbon monoxide is a by-product of incomplete burning fuels such as wood, propane, oil, natural gas, kerosene, gasoline, diesel fuel, coal or charcoal. It is a "silent killer" that shows itself when using appliances that are poorly maintained, damaged, blocked, poorly venting or have inadequate air flow. You can't see or smell carbon monoxide but it can be deadly if it accumulates inside your cottage, home or workshop. What can you do?

- ☐ Maintain your furnace, fireplace, and other fuel burning appliance, especially at the start of the season.
- ☐ Install a Carbon monoxide (CO) Alarm: These alarms will warn you of rising levels of CO and allow you and your family time to escape. For persons with CO Alarms please note that you should replace your alarm every 7 years.
- ☐ Know the Symptoms of CO Poisoning. The symptoms are similar to the flu – nausea, headache, burning eyes, confusion and drowsiness – except there is no fever.

For more information on Carbon monoxide exposure prevention, visit www.COSafety.ca

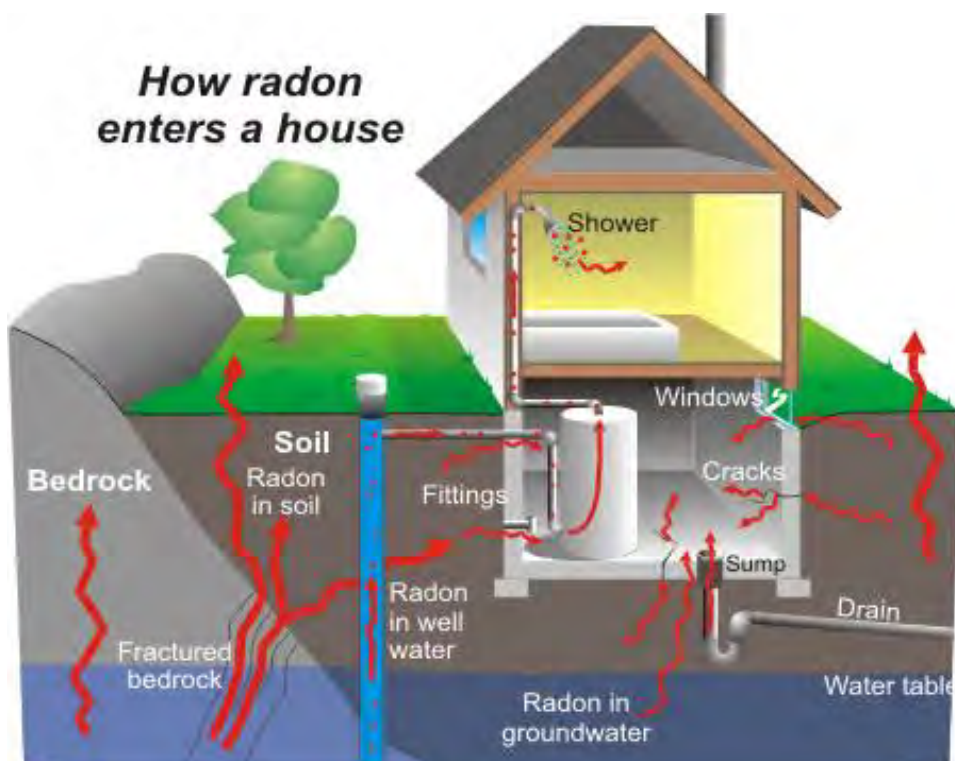


Radon Gas

Radon is a colourless, odourless, radioactive gas that occurs naturally in the environment. Long-term exposure to this gas can cause lung cancer in both smokers and non-smokers. Radon comes from the natural breakdown of uranium in soils and rocks. When radon is released from the ground into the outdoor air, it is not a safety concern. However, radon can enter inside a building through cracks in the foundations, gaps around pipes, and other openings underneath a cottage.

Testing your cottage for radon can be done either with an inexpensive “do it yourself” detector or using a trained technician. A minimum 3-month test period is generally recommended. The closest radon contractor in the Bobs/Crow lake area is Mr. Radon in Kingston.

Treating a cottage above the current Health Canada guideline of 200 Bq/cubic meter typically involves some form of mechanical ventilation in the basement and venting to the outside. There have been reported instances of some cottages on Bobs lake that exceed the minimum guideline.



Fire Safety Tips for your Cottage

Fire Safety is the most important topic for personal and property risk at the cottage. There are no reasonable arguments for not doing the most basic prevention measures that can save lives and mitigate tens of thousands of dollars in potential damage. The recent tragedy at a cottage on Stoney Lake is a useful reminder of the risks.

Smoke Alarms:

Ontario Law states that **you must have at least one working smoke alarm on each floor of a cottage and located near sleeping areas**. With the slower response time for fire fighting services in cottage country, the advance warning provided by smoke alarms is literally a matter of life and death.

Carbon Monoxide (CO) Detectors:

Ontario law requires a CO detector in all homes that have appliances that generate CO. A CO detector is essential given the number of sources of carbon monoxide inside the cottage from furnaces, stoves, fireplaces, heaters and barbecues.

Fire Extinguishers:

Although not required by law, portable fire extinguishers are a crucial first defense to controlling a fire. There are 3 primary categories of fires that the powder in the fire extinguishers are designed to extinguish. Class A are for combustibles such as paper and wood. Class B are for flammable liquids and Class C are for electrical fires. Choose a fire extinguisher which is rated for all 3 classes. Typical sizes for the home range from a 1A, 5B, C for a 2 lb. model up to 2A, 10B, C for about a 7 lb. model. The best place to locate one is near the kitchen or at the entrance to the cottage.

Chimney Fires:

With more and more cottages being used in colder months, the risk of a chimney fire increases. A chimney fire starts when super-heated gases from your wood stove or fireplace ignite the creosote which builds up on the inside walls of the chimney. Creosote is a byproduct deposit from burning wood. Burning only hardwoods, hot fires, and regular chimney and stove inspection/cleaning by a WETT (Wood Energy Technology Training) certified technician, are the key actions.

Storing Flammable Materials:

Flammable materials such as gas, kerosene, propane tanks, oils, lighter fluid, paint thinner, etc., should always be stored away from the cottage or any attached garages or storage rooms. This rule also applies to storing lumber underneath a cottage.



Cottage Health Tips

Lyme Disease:

Lyme disease is an illness caused by bacteria spread through the bite certain types of ticks. In Ontario, it is the black-legged tick. These ticks are now established in the area north of the St. Lawrence River (which includes Bobs and Crow lakes) according to the Public Health Agency of Canada. Only a minority of ticks in the Bobs and Crow lake area are estimated to test positive for this bacteria. Ticks cannot fly or jump, and prefer to live in humid, wooded areas. You can pick up ticks while walking through areas with leaf litter or long grass. Ticks are most likely to transmit the infection after being attached to the skin for more than 24 hours. Consequently quick detection and removal of attached ticks is important.

A common feature of Lyme disease is a red bulls-eye rash that usually appears 3-10 days after the initial tick bite. Symptoms of the disease may include fever, headache, fatigue, muscle and joint pain. These may disappear within 10 days but if left untreated, Lyme Disease can progress and affect the nervous system, joints and the heart. The typical treatment for Lyme disease is with antibiotics.



Wild Parsnip?

Wild Parsnip has become a major health problem over the past 3 years as it causes serious rashes, burns and glisters to the skin. The spread of wild parsnip has been prolific along roadways, fields and railway embankments leading to spraying programs in some Townships in 2017. The spread of this invasive species has been most prominent in Eastern Ontario most recently. The sap of the leaves may cause temporary blindness if it gets into one's eyes. The chemical of the sap (called furocainains) will cause severe skin inflammation within 24 hours after exposure to sunlight.

If you think you have wild parship on your property, please call the Invading Species Hotline at 1-800-563-7711. You will be asked to send in photos for identification. DO NOT touch, cut or collect parts of the plant for identification purposes. For more information on wild parsnip check out: www.invadingspecies.com/invaders/plants-terrestrial/wild-parsnip/



Poison Ivy

- The sap in the leaves and roots of poison ivy contains the resin urushiol. Contact with skin often leads to an allergic reaction causing intense itchiness and sometimes blisters.
- The plant has a 3 pointed leaflet configuration.
- When your skin comes in contact with the sap, soap and cold water is often used to minimize the reaction. Seeing your doctor if symptoms worsen is recommended.
- Be careful with exposing clothing, gloves, tools and other items to the poison ivy sap. The sap can retain its harmful effect for as long as 1 year, especially under dry conditions.



Sunset Country Campground

41Riders Lane, Tichborne, ON., K0H 2V0

West Basin Bobs Lake

613-375-6649

www.sunset-country.ca

Sunsetrv@gmail.com

New - inside boat or equipment storage facility - winterizing and boat cleaning

Premium Gas - Propane Swap

Grocery Store - Chip Truck

LAKE SIDE
MARINE CONTRACTING

Ritchie Scott, OPERATIONS MANAGER

620 McKay Street, Unit D, Kingston, ON K7M 5V9

Office: 613-507-6677 | Cell: 613-532-2052

office@lakesidecontracting.ca

www.lakesidecontracting.ca

Marine and Boating Safety Tips

Wear a PFD

- 80% of people who die in boating accidents are not wearing a Personal Floatation Device(PFD).
- Many boaters feel they can swim safely to shore in the event of an accident. This confidence is usually misplaced with fatal consequences.
- Make sure your PFD fits properly. Visit the Transport Canada web site for more detailed information at: <http://www.tc.gc.ca/eng/marinesafety/debs-obs-equipment-lifejackets-information-1324.htm>.

Don't Drink and Boat

- Drinking alcohol while boating is just as dangerous as drinking and driving. The very same laws apply.
- If you are caught operating a boat while impaired, you will also lose your ability to operate your motor vehicle.

Know Your Boat

- Familiarize yourself with the boat you are operating and be prepared.
- When operating a motorized or non-motorized boat, have safety equipment on board such as a sound signalling device, flashlight, floating rope and bailing bucket.

Be wary of the Weather

- Boaters should check the weather before heading out on the water.
- Know how to interpret weather changes while on the water as sudden changes can occur without warning or be different at the south vs north ends, especially Bobs Lake.

Bring a Map and Phone

- Unless you are very familiar with Bobs and Crow lake, bring the GBCLA Boating card or other map. There are numerous bays and inlets which can quickly confuse a rookie boater.
- Bring a cell phone or other communication device in a water proof bag for emergencies.

Watch out for Marker Buoys

- Pay special attention to the yellow buoys placed throughout Bobs and Crow lake by the Greater Bobs and Crow Lake Association.
- The buoys mark the location of dangerous rocks or shoals that increase in the risk to boats as water levels in Bobs Lake drop approximately 1 meter over the 3 month summer period.

License Requirements

- All boats on Bobs and Crow Lake powered by a motor of 10 HP or more must be licensed or registered. Most boat owners elect the licensing route, which is valid for 10 years at no charge. See the link below.
- www.tc.gc.ca/eng/marinesafety/debs-obs-paperwork-paperwork_boat_licence-3212.htm
- To operate a boat with a 10 HP motor or higher requires a Pleasure Craft Operator Card, which is issued after passing a boating safety test. Typically the arrangement for the test is included in the cost of a Boating Safety Course. There are many vendors in Ontario.


Safe Boating Guide

- For the official rule book on boating, visit the Transport Canada web site for their Safe Boating Guide: www.tc.gc.ca/eng/marinesafety/debs-obs-menu-1362.htm

*These tips are for general information only. Please refer to Transport Canada for a full disclosure of all legal requirements.



ARNOTT BROS. CONSTRUCTION LTD.



**A Better Septic System for Difficult Sites Ideal for
Homes & Cottages**

- Bedrock, Clay
- High Water Tables
- Small Lots
- Low Energy
- 99% Fecal Coliform Removal
- Protects Your Waterfront



*Septic Systems *Road Grading *Landscape Depot
* Equipment Rentals *Water & Sewer Installation and Repair
*Excavations & Backfills (Residential & Commercial)

Location: 36- Hwy 511 Perth, Ontario

Office 613-267-5722

Email: info@arnottbros.com

Tips for Renting your Cottage

Is renting worthwhile:

Trying to find suitable renters and coordinating a rental can be time consuming. Underestimating the effort required to rent and overestimating the rental income are common mistakes. Make sure you go through a full analysis before you take the plunge. This is most important if you are contemplating the purchase of a cottage that requires the support of rental income. Remember: Purchasing and maintaining a cottage is a major financial investment and a significant time commitment.

Use of a Property Management service:

Unless you have experience with rental properties and recreational properties in particular, consider using one of the many property management services. Although there is a fee involved, it may be well worth it by avoiding the cost of repairs or problems caused by problem renters.

Prepare a Cottage Information Kit:

Even if you are not renting, preparing such a Kit is very handy. The Kit should cover key topics such as safety, operating appliances, courtesies with neighbours, lake information, household rules and important systems such as the septic, garbage and well water. Include the GBCLA Handy Guide to Bobs and Crow Lake.

Insurance Coverage:

Advising your insurance company, verifying what coverage extends to renters and the cost of any necessary increases to coverage are critical to protecting your investment in your cottage.

Protecting yourself:

As the cottage owner even with insurance, you should strive to always protect yourself. This means that potential liabilities should be avoided including: no access to motorized vehicles or watercraft, no childrens' life jackets and full disclosure of any safety hazards on the property and the lake.

Careful Screening of Renters:

The best way to screen is to personally meet the renter. Online renting while convenient and less time consuming can ultimately create problems or headaches that might be avoided through a personal meeting. Avoid using sites like Kijiji and Craig's List.

Rental Agreement:

A well-written rental agreement is essential for both you and the renter.

Marketing your Property:

There are so many cottage rental properties on the market. Competition is fierce and the rental cost is not always the major draw. If you want to be successful in renting and make the venture worth your time and effort, then having a complete marketing plan is essential. From setting up your own web site, photography, information kits, a well-presented interior and prompt communications are all features that attract higher quality renters.

Visit this web site for a free and helpful toolkit on rentals.

www.clrm.ca/owners/free-rental-toolkit/

Promotions for FOCA Members

(Automatic FOCA Membership with a GBCLA membership)

FOCA is a non-profit organization in Ontario that represents 50,000 member families in more than 500 lake and road associations across Ontario. FOCA is regarded as the voice of Ontario's waterways and lake associations. FOCA works with Government and other stakeholders on important policy and best practices, to make our waterfront communities environmentally and financially sustainable.

The Greater Bobs and Crow Lakes Association is a long standing member of FOCA. **Through a membership in the GBCLA, you are automatically a member of FOCA and eligible for all of the promotions listed below for FOCA members.**

CottageFirst—An insurance program dedicated to cottagers! Get great coverage on your cottage, home, car & more. Exclusive to FOCA member families via Cade Associates Insurance Brokers. Get a quote: 1-844-CADE-1ST or visit www.cottagefirst.com

Cottage Life Magazine—special discount on new subscriptions OR renewals: Pay only \$24.95 for 1 year + 1 free issue, including free digital access when you use the FOCA access code.

Canadian Canoe Museum—claim a one-time FREE 1-year Individual Membership to the Museum! (\$40 value). You will need to use the FOCA access code for this offer.

Coleman Canada---40% discount when you shop online and use the FOCA access code.



DECKERMAN SERVICES
GENERAL CARPENTRY & RENOVATIONS

Recently re-located from Ottawa, Fred Steward is a General Contractor now making Bob's Lake a permanent home. Looking to provide quality craftsmanship he has been providing services over the past 17-years to local residents as well as 20-years to Ottawa and area residents.

Structural levelling, insulating, winterizing and renovating of cottage interior and exteriors, roof replacements, construction of out buildings, decks, docks and all other aspects of cottage country needs.

Also able to provide a majority of the above services in surrounding areas between Sharbot Lake and Kingston.

Committed to excellence while completing project on time, within budget.

Will provide a list of references for confirmation of work carried out.

Contact via phone or email.

Fred Steward
613-291-3149
ewtsdad@outlook.com

Promotions for FOCA

Bobs and Crow Lakes Foundation

The Bobs and Crow Lakes Foundation is a registered charity in both Canada and the United States. Its purpose is to raise monies and donations to fund projects that preserve and enhance the environment of Bobs and Crow lakes.

The “Bobs and Crow Lakes Foundation” and the “Greater Bobs and Crow Lakes Association” (GBCLA) are two separate organizations that work closely together.

The relationship has similarities to that of major non-profit organizations such as hospitals and universities that have an Operations arm (Association) that runs its programs and an Endowment arm (Foundation) that funds new initiatives. Any donation to the Foundation or participation in any Foundation fund-raising event **DOES NOT** result in becoming a member of the Association. The only method of becoming a member of the Association (GBCLA) is to purchase it directly from the GBCLA (See Membership Application Form in this Guide).

Many of the key initiatives of the GBCLA have received valuable funding from the Foundation. The Bobs and Crow Lakes Foundation fulfills a critical role in an era of reduced funding to most Provincial and Federal government departments that have historically supported Lake Associations.

Since 2011, the signature annual fund raising event of the Foundation is the **Frontenac Frolic** and **Cow Flop Bingo**, which continues to enjoy strong support and attendance every summer at the Glendower (Bedford) Hall on Westport Road.



Cow Flop Bingo